

The ICT sector performance as of 31st December 2018

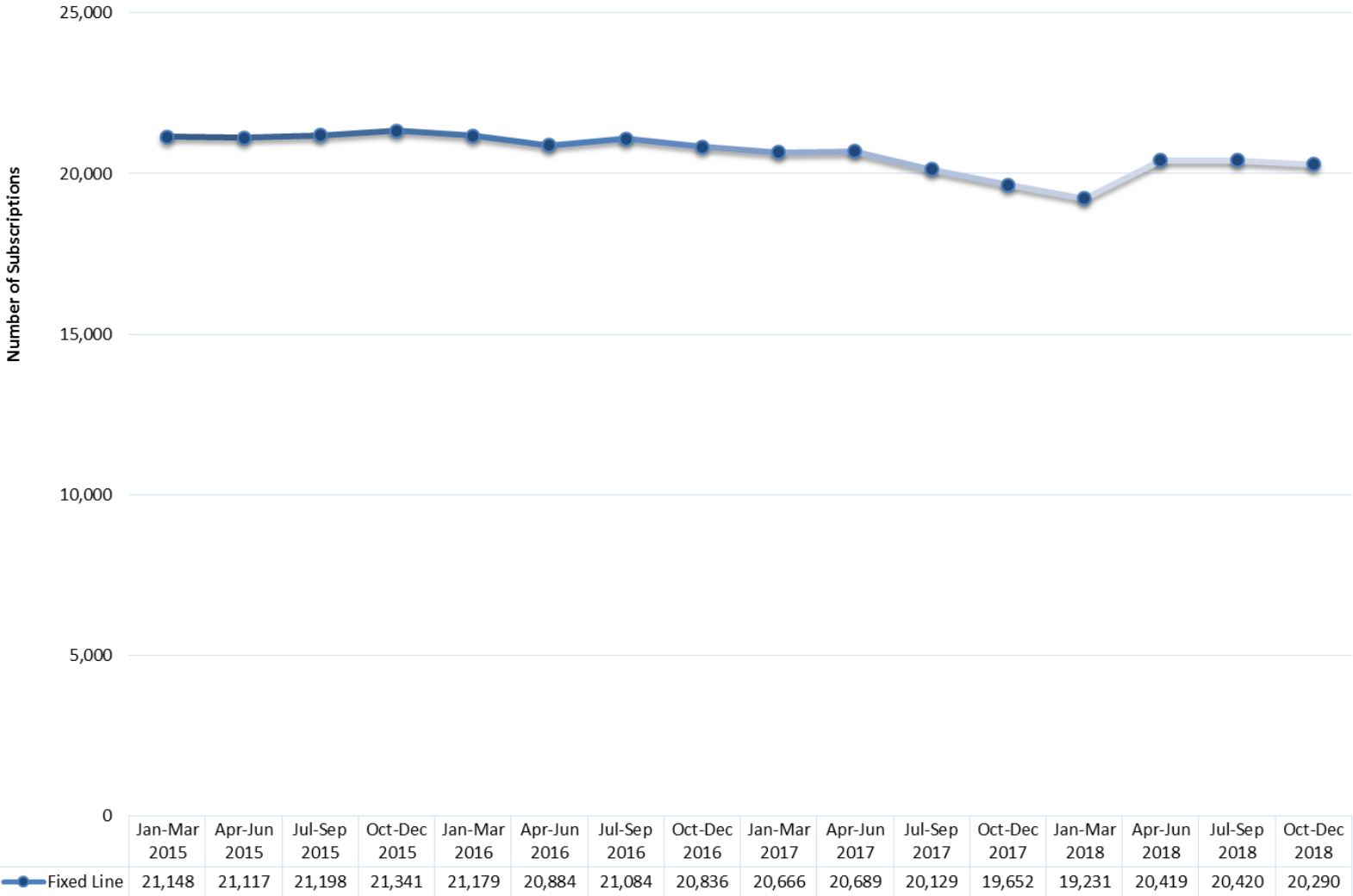
Service subscriptions	30 th June 2015	30 th September 2015	31 st December 2015	31 st March 2016	30 th June 2016	30 th September 2016	31 st December 2016	31 st March 2017	30 th June 2017	30 th September 2017	31 st December 2017	31 st March 2018	30 th June 2018	30 th September 2018	31 st December 2018	Penetration per 100 inhabitants as of 31 st December 2018
Fixed Lines Service	21,117	21,198	21,341	21,179	20,884	21,084	20,836	20,666	20,689	20,129	19,562	19,231	20,419	20,420	20,290	20.97
Mobile Cellular Service	148,545	149,496	148,496	149,486	147,764	153,619	151,857	163,693	165,285	166,849	167,282	169,660	173,540	175,650	178,946	184.93
Internet access Service	27,844	28,985	31,584	33,722	32,072	34,489	35,381	38,466	38,908	79,349	83,628	89,752	90,408	90,970	97,783	101.06
Total International Internet Bandwidth Capacity (Mbps) (Upload and Download)	3,733	4,113	4,113	4,411	4,570	5,190	5,500	6,714	6,994	6,994	7,294	8,494	10,084	10,134	10,688	N/A
Total Data Traffic (GB) (Uploaded and Downloaded)	1,155,364	1,414,574	1,561,042	1,680,760	1,552,722	1,875,442	2,177,738	2,328,365	2,768,567	3,016,515	3,124,755	3,372,485	5,292,273	4,204,659	4,403,277	N/A

Population - 96,762 at 30th June 2018

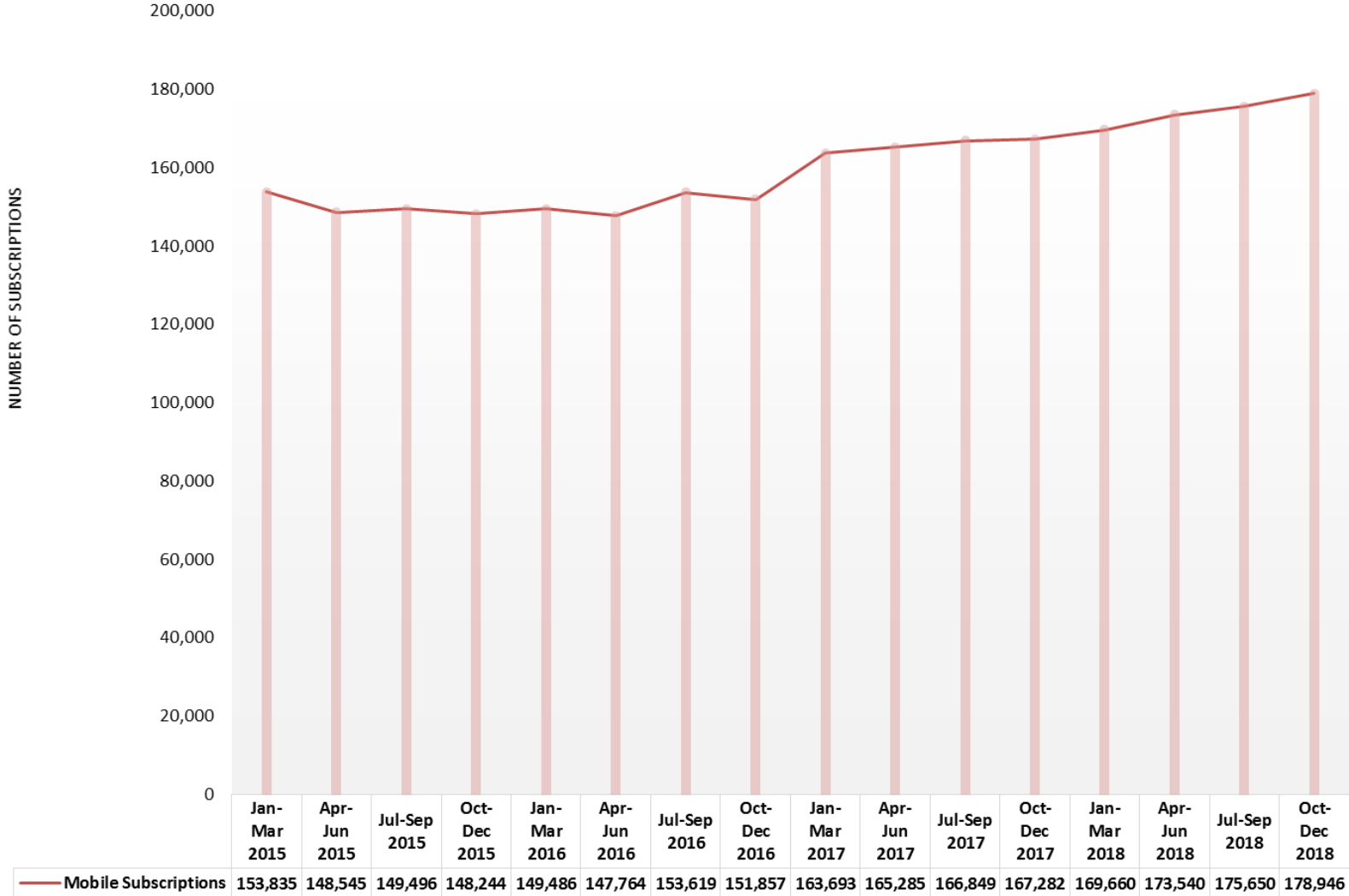
Source – <https://www.nbs.gov.sc/downloads/data-acquisition-census/population-and-vital-statistics/2018>

Fixed Line Services

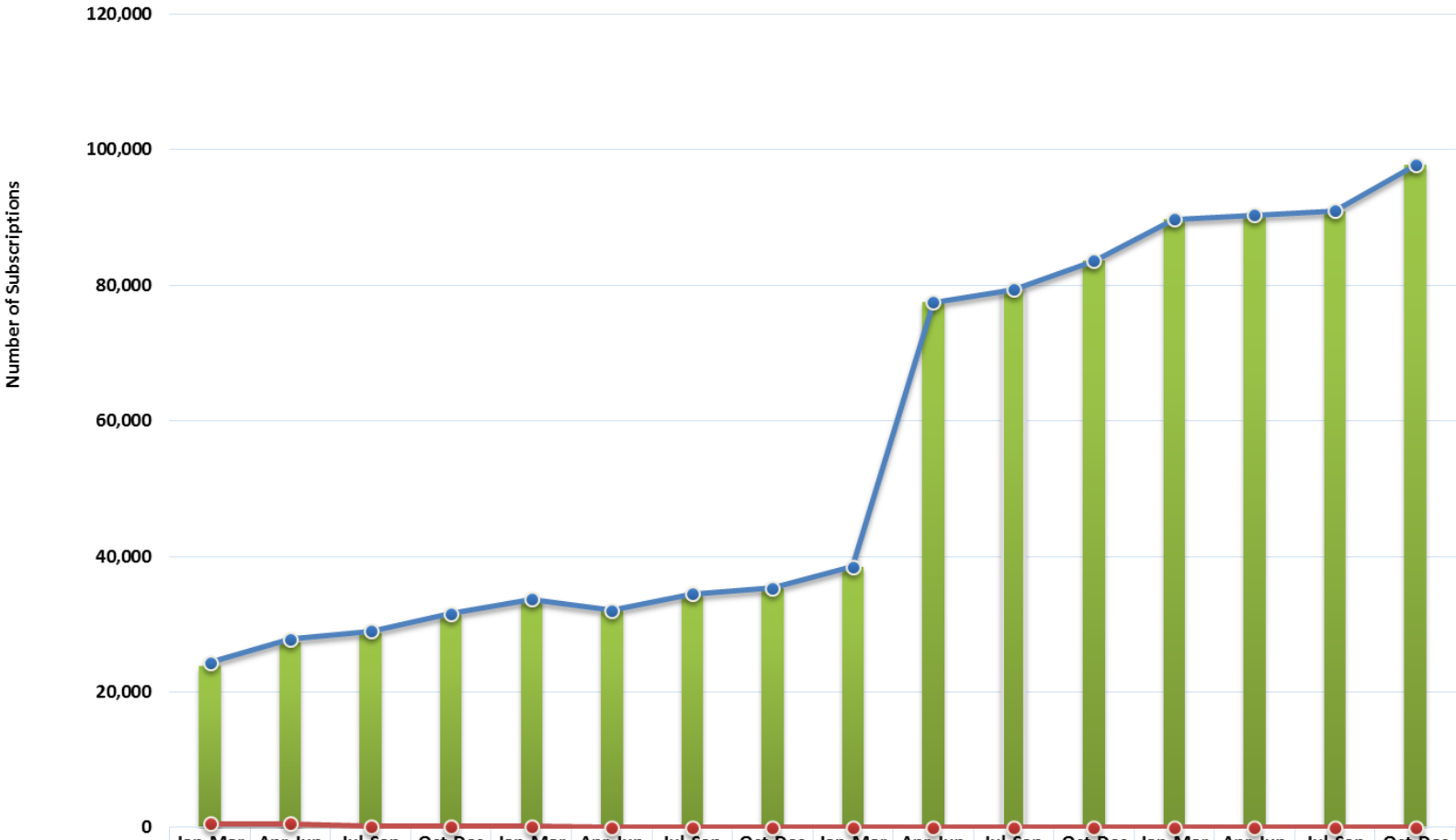
Fixed line Subscriptions as at 31st December 2018



Mobile Subscriptions as at 31st December 2018

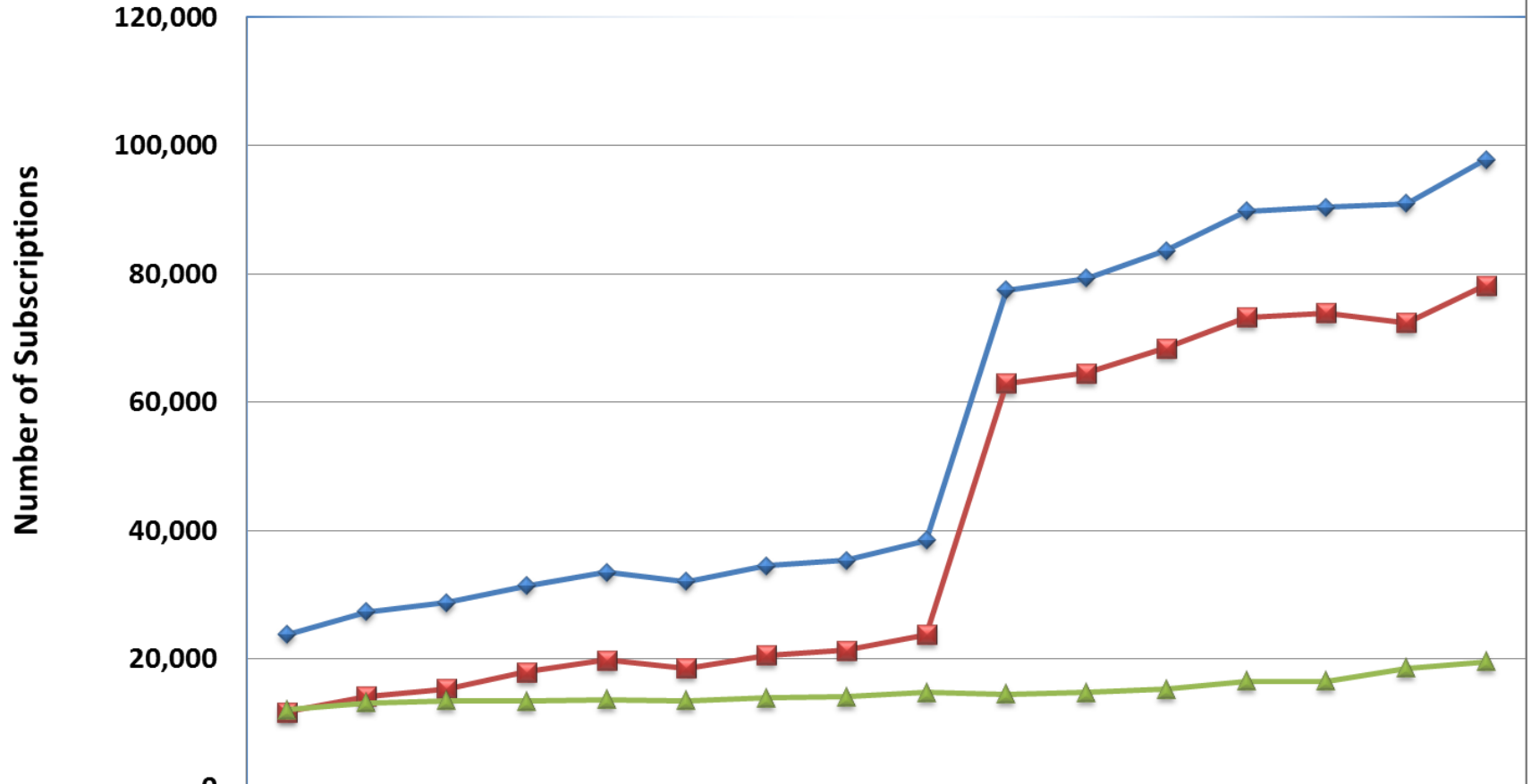


Internet Subscriptions as at 31st December 2018



	Jan-Mar 2015	Apr-Jun 2015	Jul-Sep 2015	Oct-Dec 2015	Jan-Mar 2016	Apr-Jun 2016	Jul-Sep 2016	Oct-Dec 2016	Jan-Mar 2017	Apr-Jun 2017	Jul-Sep 2017	Oct-Dec 2017	Jan-Mar 2018	Apr-Jun 2018	Jul-Sep 2018	Oct-Dec 2018
Broadband	23,808	27,279	28,763	31,365	33,508	32,052	34,477	35,365	38,466	77,469	79,334	83,614	89,738	90,392	90,954	97,767
Narrowband	565	565	222	219	214	20	12	16	13	14	15	14	14	16	16	16
Total Internet	24,373	27,844	28,985	31,584	33,722	32,072	34,489	35,381	38,479	77,483	79,349	83,628	89,752	90,408	90,970	97,783

Broadband Subscriptions as at 31st December 2018



	Jan-Mar 2015	Apr-Jun 2015	Jul-Sep 2015	Oct-Dec 2015	Jan-Mar 2016	Apr-Jun 2016	Jul-Sep 2016	Oct-Dec 2016	Jan-Mar 2017	Apr-Jun 2017	Jul-Sep 2017	Oct-Dec 2017	Jan-Mar 2018	Apr-Jun 2018	Jul-Sep 2018	Oct-Dec 2018
◆ Total Broadband	23,808	27,279	28,763	31,365	33,508	32,052	34,477	35,365	38,466	77,469	79,334	83,614	89,738	90,392	90,954	97,767
■ Mobile Broadband	11,734	14,139	15,310	17,945	19,838	18,539	20,555	21,330	23,744	62,947	64,513	68,393	73,207	73,906	72,412	78,178
▲ Fixed Broadband	12,074	13,140	13,453	13,420	13,670	13,513	13,922	14,035	14,722	14,522	14,730	15,221	16,531	16,486	18,542	19,589

Total Data Traffic (Uploaded and Downloaded)

