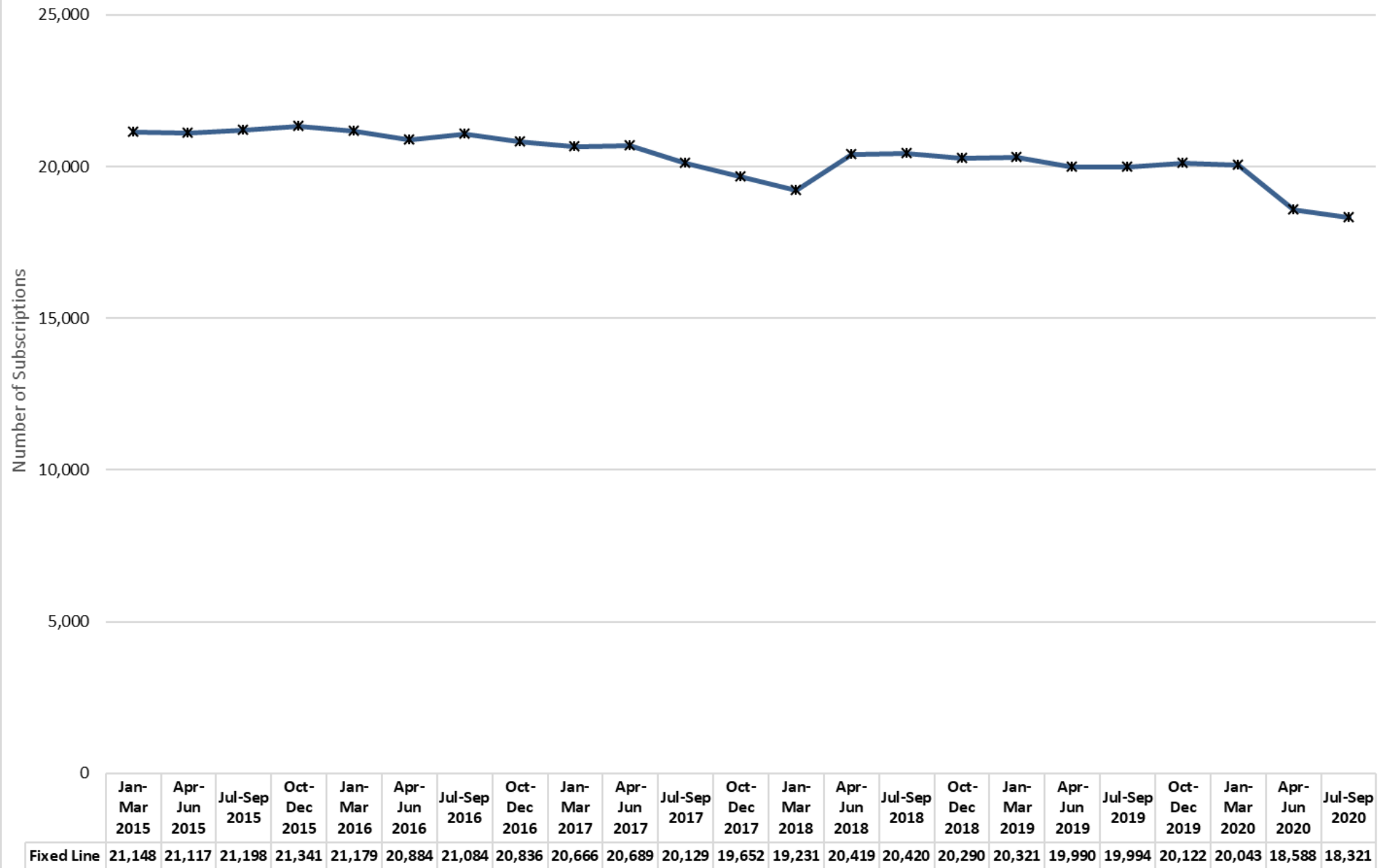


Service subscriptions	31 st March 2016	30 th June 2016	30 th September 2016	31 st December 2016	31 st March 2017	30 th June 2017	30 th September 2017	31 st December 2017	31 st March 2018	30 th June 2018	30 th September 2018	31 st December 2018	31 st March 2019	30 th June 2019	30 th September 2019	31 st December 2019	31 st March 2020	30 th June 2020	30 th September 2020	Penetration per 100 inhabitants as of 30 th September 2020
Fixed Lines Service	21,179	20,884	21,084	20,836	20,666	20,689	20,129	19,562	19,231	20,419	20,420	20,290	20,321	19,990	19,994	20,122	20,043	18,588	18,321	18.68
Mobile Cellular Service	149,486	147,764	153,619	151,857	163,693	165,285	166,849	167,282	169,660	173,540	175,650	178,946	183,638	186,966	188,549	193,672	193,342	187,984	182,797	186.42
Internet access Service	33,722	32,072	34,489	35,381	38,479	77,483	79,349	83,628	89,752	90,408	90,970	97,869	101,197	103,735	107,650	116,888	116,784	112,345	114,014	116.28
Total International Internet Bandwidth Capacity (Mbps) (Upload and Download)	4,411	4,570	5,190	5,500	6,714	6,994	6,994	7,294	8,494	10,084	10,134	10,688	12,548	14,200	15,740	16,970	17,870	17,870	17,870	N/A
Total Data Traffic (GB) (Uploaded and Downloaded)	1,680,760	1,552,722	1,875,442	2,177,738	2,328,365	2,768,567	3,016,515	3,124,755	3,372,485	5,292,273	4,204,659	4,432,962	4,365,642	4,784,308	5,349,620	5,879,823	6,019,181	6,300,515	6,280,947	N/A

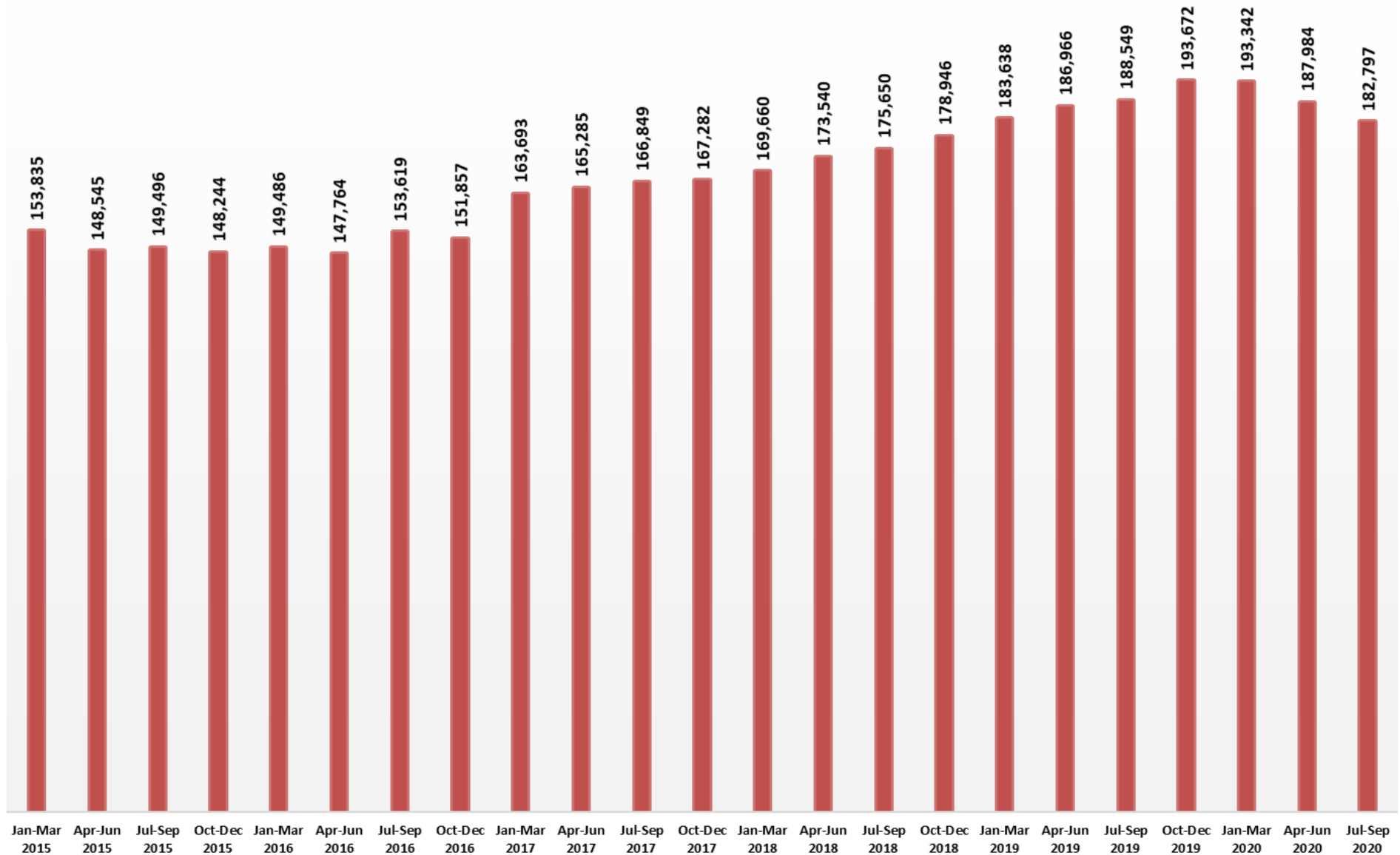
Population - 98,462 at 30th June 2020

Source – <https://www.nbs.gov.sc/downloads/data-acquisition-census/population-and-vital-statistics/2020>

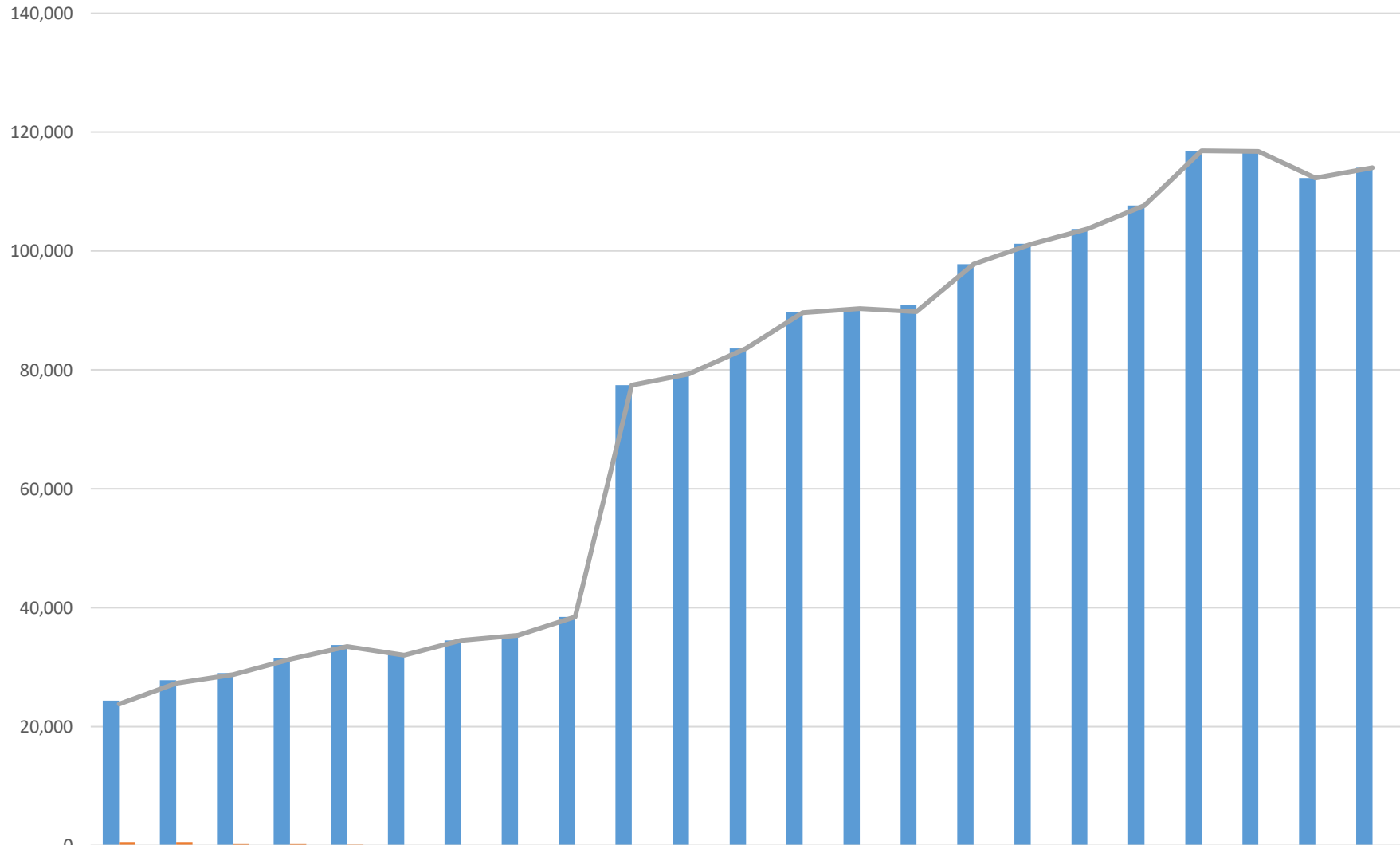
Fixed line Subscriptions as at 30th September 2020



Mobile Subscriptions as at 30th September 2020

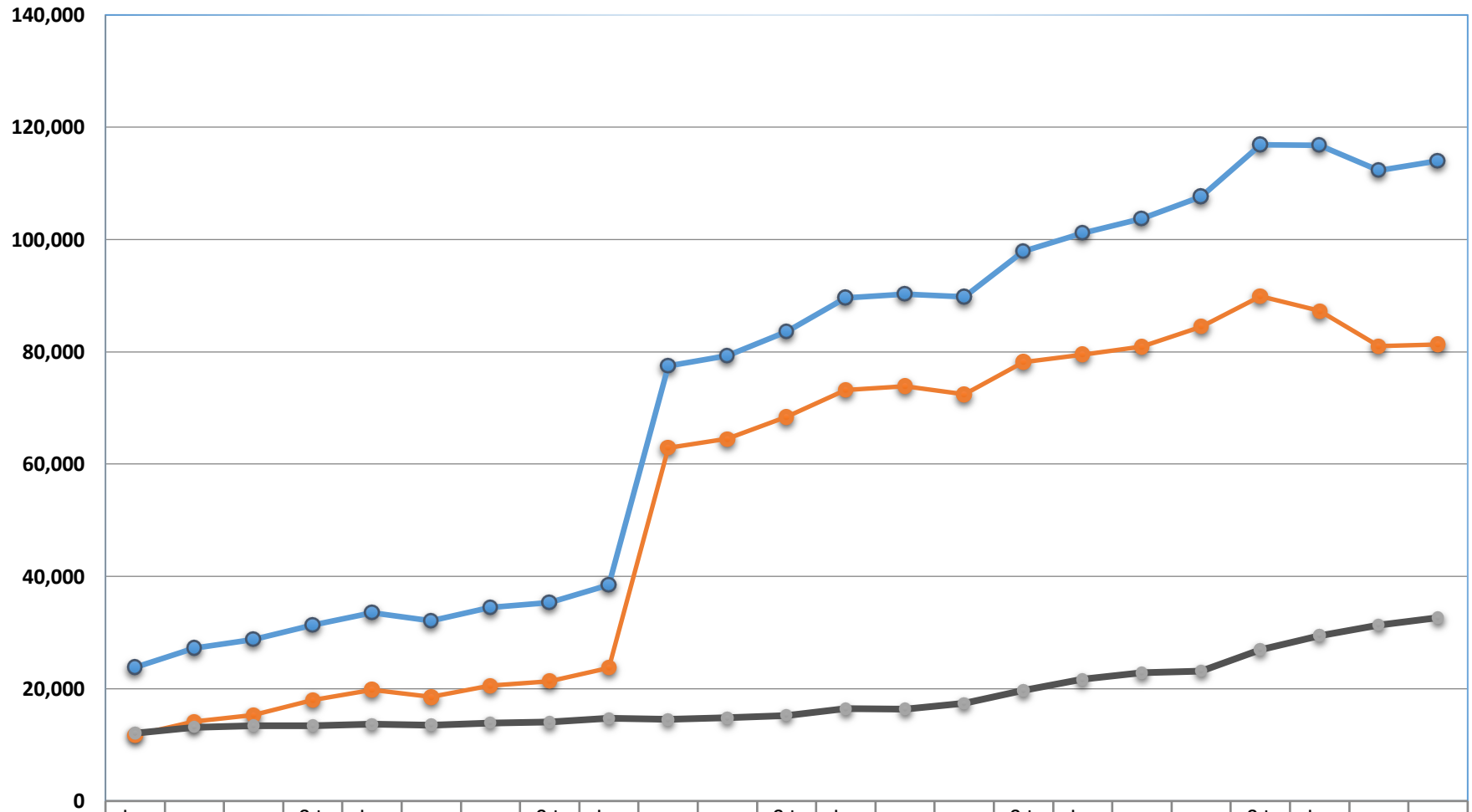


Internet Subscriptions as at 30th September 2020



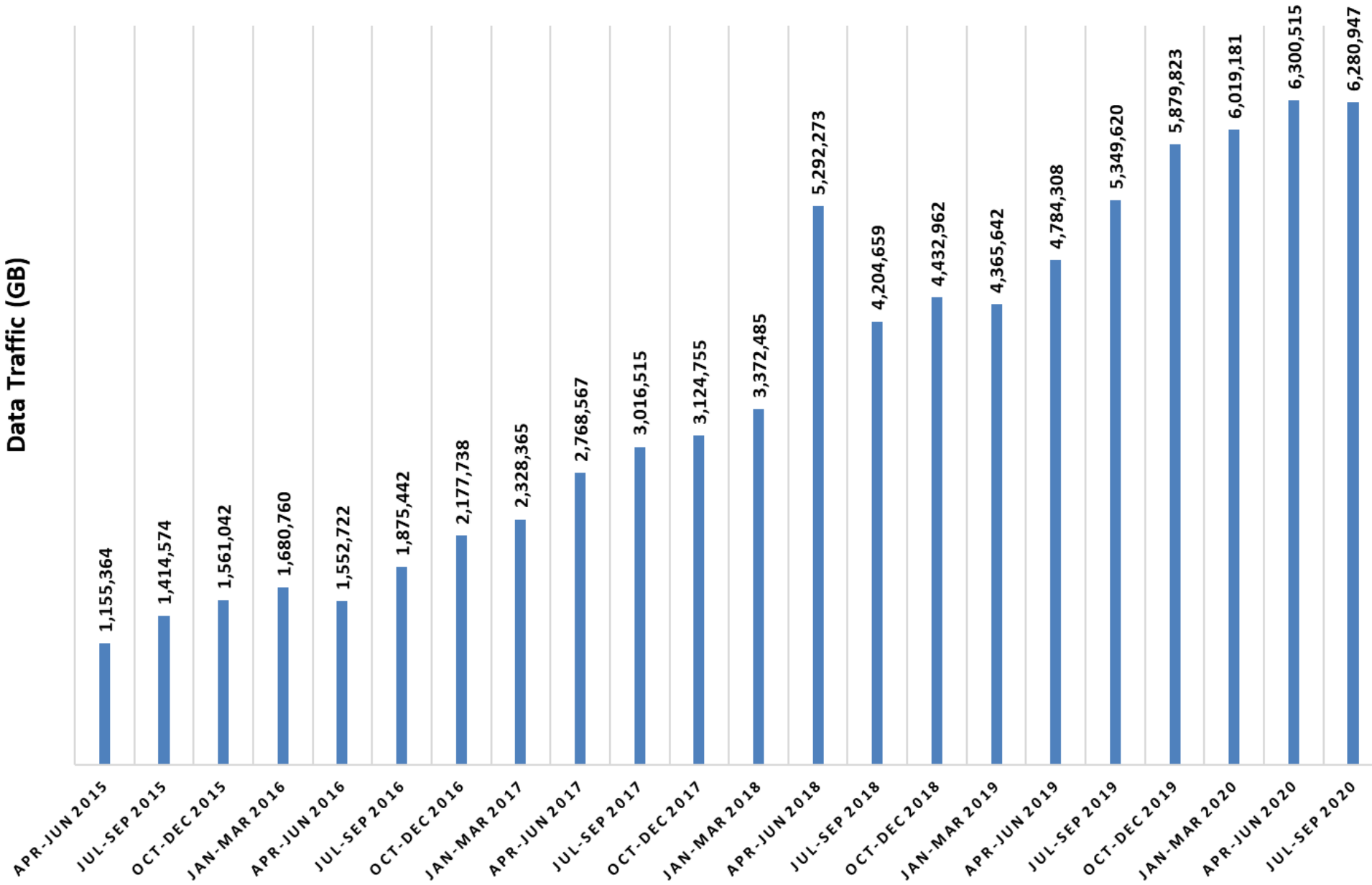
	Jan-Mar 2015	Apr-Jun 2015	Jul-Sep 2015	Oct-Dec 2015	Jan-Mar 2016	Apr-Jun 2016	Jul-Sep 2016	Oct-Dec 2016	Jan-Mar 2017	Apr-Jun 2017	Jul-Sep 2017	Oct-Dec 2017	Jan-Mar 2018	Apr-Jun 2018	Jul-Sep 2018	Oct-Dec 2018	Jan-Mar 2019	Apr-Jun 2019	Jul-Sep 2019	Oct-Dec 2019	Jan-Mar 2020	Apr-Jun 2020	Jul-Sep 2020
■ Total Internet	24,373	27,844	28,985	31,584	33,722	32,072	34,489	35,381	38,479	77,483	79,349	83,628	89,752	90,408	90,970	97,783	101,197	103,735	107,650	116,888	116,784	112,345	114,014
■ Total Narrowband	565	565	222	219	214	20	12	16	13	14	15	14	14	16	16	16	13	11	11	13	13	11	11
— Total Broadband	23,808	27,279	28,763	31,365	33,508	32,052	34,477	35,365	38,451	77,469	79,332	83,614	89,635	90,295	89,777	97,767	101,184	103,724	107,639	116,875	116,771	112,334	114,003

Broadband Subscriptions as at 30th September 2020



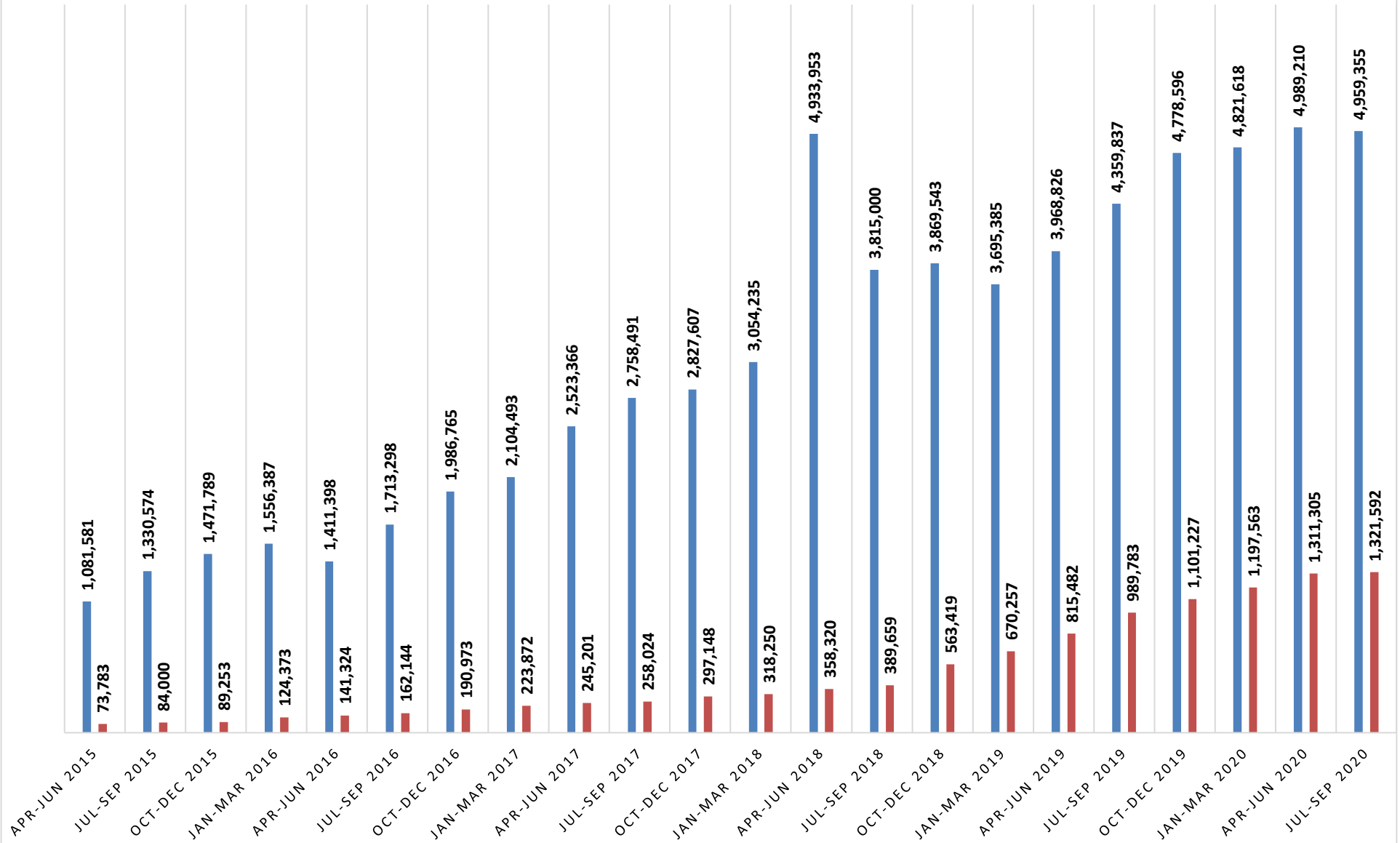
	Jan-Mar 2015	Apr-Jun 2015	Jul-Sep 2015	Oct-Dec 2015	Jan-Mar 2016	Apr-Jun 2016	Jul-Sep 2016	Oct-Dec 2016	Jan-Mar 2017	Apr-Jun 2017	Jul-Sep 2017	Oct-Dec 2017	Jan-Mar 2018	Apr-Jun 2018	Jul-Sep 2018	Oct-Dec 2018	Jan-Mar 2019	Apr-Jun 2019	Jul-Sep 2019	Oct-Dec 2019	Jan-Mar 2020	Apr-Jun 2020	Jul-Sep 2020
● Total Broadband	23,808	27,279	28,763	31,365	33,508	32,052	34,477	35,365	38,451	77,469	79,332	83,614	89,635	90,295	89,777	97,867	101,184	103,724	107,639	116,875	116,771	112,334	114,003
● Mobile Broadband	11,734	14,139	15,310	17,945	19,838	18,539	20,555	21,330	23,744	62,947	64,513	68,393	73,207	73,906	72,412	78,178	79,506	80,903	84,460	89,896	87,313	80,979	81,351
● Fixed Broadband	12,074	13,140	13,453	13,420	13,670	13,513	13,922	14,035	14,707	14,522	14,819	15,221	16,428	16,389	17,365	19,689	21,678	22,821	23,179	26,974	29,458	31,355	32,652

Total Data Traffic Uploaded and Downloaded as at 30th September 2020



Mobile Broadband and Fixed Broadband Traffic Data as at 30th September 2020

■ Fixed (Wired)-broadband (GB) ■ Mobile (Wireless)-broadband (GB)



Subscription Television Broadcasting Service as at 30th September 2020

